





# THE ACE & TJ SHOW

**The Stat Sheet:** April 1 – 30, 2016  
(...as of May 1, 2016)

<p><b>RATINGS</b> (available upon request): <b>Radio (The Ace &amp; TJ Show):</b></p>	<p><b>Overall estimated Cume total:</b> 650,000+ weekly</p>
	<p><b>The Ace &amp; TJ Button 24/7 audio stream:</b></p> <ul style="list-style-type: none"> <li>• Session starts: 210,738</li> <li>• Total listening Time: 68,107 hours (ave. listening time per person: 19 min.)</li> <li>• Unique: 20,135</li> <li>• App downloads (via app store stats):             <ul style="list-style-type: none"> <li>○ Android: 5000 -10,000</li> <li>○ Apple: no statistics available (yet)</li> </ul> </li> <li>• Impressions (2,884,122 total)             <ul style="list-style-type: none"> <li>○ Audio: 1,639,162 (in 39,701 spots)</li> <li>○ Banners: 1,181,587</li> </ul> </li> </ul>
<p>THE ACE &amp; TJ SHOW ACETJ.COM</p>	<p><b>Users:</b> 15,284 (unique) 53,775 (page views)</p>
	<p><b>Facebook Likes:</b> 158,000 <b>Twitter followers:</b> 46,900 <b>Instagram followers:</b> 26,400</p>
	<p><b>Ace &amp; TJ Show Podcasts (on-demand) [beta]:</b> <b>More Show podcast:</b> 63,276</p>
	<p><b>Direct response database:</b> 47,083 (100% opt IN subscribers) <b>Ace &amp; TJ Insider (club):</b> 8095</p>
<p><b>Ace &amp; TJ Button by system:</b></p>	<p>Apple (IOS): 78.7% Andriod: 21.3%</p>